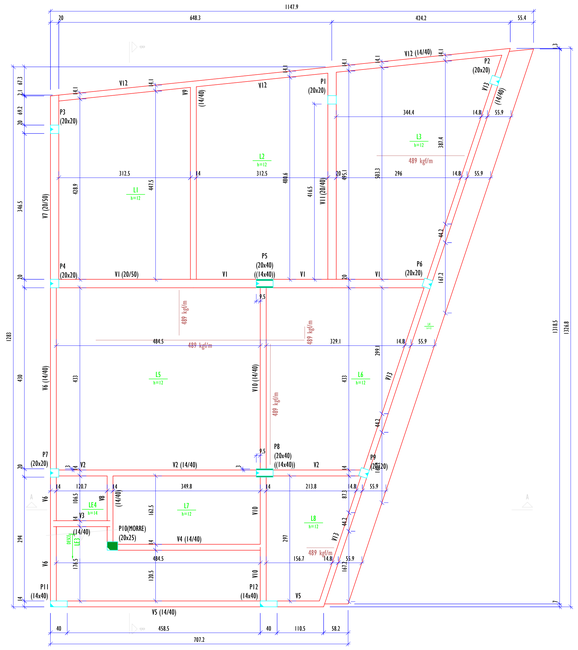

FORMA DO PAVIMENTO NÍVEL +3,10 (NÍVEL 310)
ESCALA 1:50

Vigas			
Nome	Seção (cm)	Elevação (cm)	Nível (cm)
V1	20x50	0	310
V2	14x40	0	310
V3	14x40	0	310
V4	14x40	0	310
V5	14x40	0	310
V6	14x40	0	310
V7	20x50	0	310
V8	14x40	0	310
V9	14x40	0	310
V10	14x40	0	310
V11	20x40	0	310
V12	14x40	0	310
V13	14x40	0	310

Lajes								
Dados						Sobrecarga (kgf/m²)		
Nome	Tipo	Altura (cm)	Elevação (cm)	Nível (cm)	Peso próprio (kgf/m²)	Permanente	Acidental	Localizada
L1	Maciça	12	0	310	300	154	250	-
L2	Maciça	12	0	310	300	154	250	-
L3	Maciça	12	0	310	300	154	250	sim
L4	Maciça	12	0	310	300	182	10	-
L5	Maciça	12	0	310	300	154	250	sim
L6	Maciça	12	0	310	300	154	250	sim
L7	Maciça	12	0	310	300	154	250	-
L8	Maciça	12	0	310	300	154	250	sim
LE3	Maciça	14	0	310	756	155	300	-
LE4	Maciça	14	0	310	350	154	300	-

Área de lajes			
Tipo	Altura (cm)	Bloco de Enchimento	Área (m²)
Maciça	12	-	96.27
Maciça	14	-	1.79

Características dos materiais			
fck (kgf/cm²)	Ecs (kgf/cm²)	fct (kgf/cm²)	Abatimento (cm)
300	268384	29	13.00

Dimensão máxima do agregado = 19 mm

Pilares			
Nome	Seção (cm)	Elevação (cm)	Nível (cm)
P1	20x20	0	310
P2	20x20	0	310
P3	20x20	0	310
P4	20x20	0	310
P5	20x40	0	310
P6	20x20	0	310
P7	20x20	0	310
P8	20x40	0	310
P9	20x20	0	310
P10	20x25	0	310
P11	14x40	0	310
P12	14x40	0	310

Legenda dos pilares
Pilar que morre
Pilar que passa
Pilar com mudança de seção

Legenda das vigas e paredes
Viga

Legenda das lajes
Laje

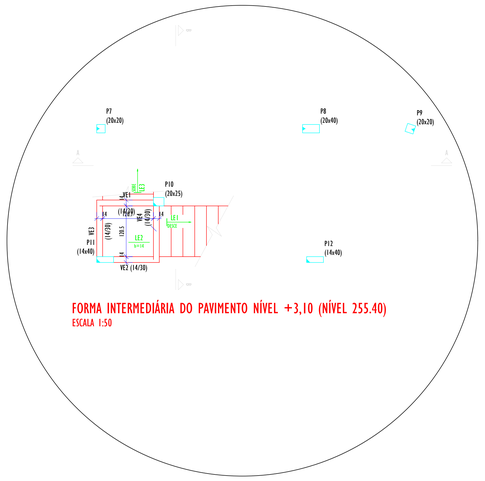

FORMA INTERMEDIÁRIA DO PAVIMENTO NÍVEL +3,10 (NÍVEL 255.40)
ESCALA 1:50

Vigas			
Nome	Seção (cm)	Elevação (cm)	Nível (cm)
VE1	14x30	0	255.4
VE2	14x30	0	255.4
VE3	14x30	0	255.4
VE4	14x30	0	255.4

Lajes								
Dados						Sobrecarga (kgf/m²)		
Nome	Tipo	Altura (cm)	Elevação (cm)	Nível (cm)	Peso próprio (kgf/m²)	Permanente	Acidental	Localizada
LE1	Maciça	14	0	255.4	659	155	300	-
LE2	Maciça	14	0	255.4	350	154	300	-

Área de lajes			
Tipo	Altura (cm)	Bloco de Enchimento	Área (m²)
Maciça	14	-	5.67

Características dos materiais			
fck (kgf/cm²)	Ecs (kgf/cm²)	fct (kgf/cm²)	Abatimento (cm)
300	268384	29	13.00

Dimensão máxima do agregado = 19 mm

Pilares			
Nome	Seção (cm)	Elevação (cm)	Nível (cm)
P1	20x20	0	255.4
P2	20x20	0	255.4
P3	20x20	0	255.4
P4	20x20	0	255.4
P5	20x40	0	255.4
P6	20x20	0	255.4
P7	20x20	0	255.4
P8	20x40	0	255.4
P9	20x20	0	255.4
P10	20x25	0	255.4
P11	14x40	0	255.4
P12	14x40	0	255.4

Legenda dos pilares
Pilar que passa

Legenda das vigas e paredes
Viga

Legenda das lajes
Laje

V1 (20 x 50)
ESC. 1:50

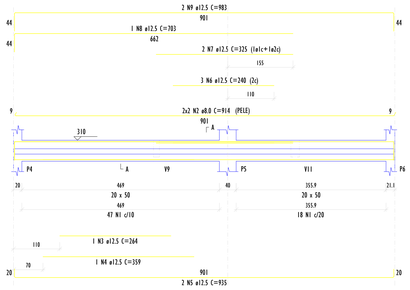

V2 (14 x 40)
ESC. 1:50

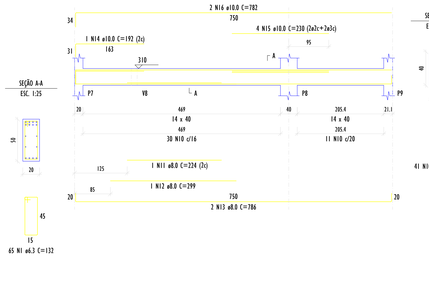

V3 (14 x 40)
ESC. 1:50

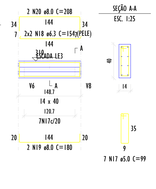

V4 (14 x 40)
ESC. 1:50

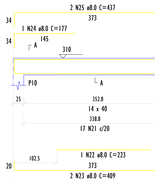

V5 (14 x 40)
ESC. 1:50

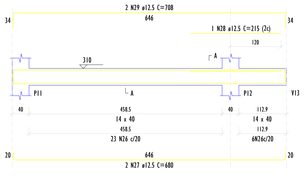

V6 (14 x 40)
ESC. 1:50

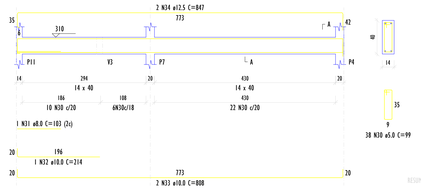

V7 (20 x 50)
ESC. 1:50

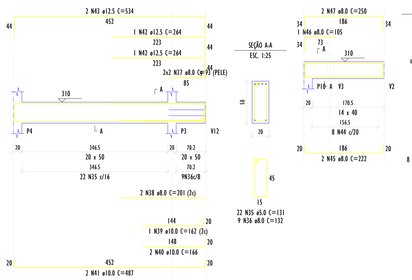

V8 (14 x 40)
ESC. 1:50

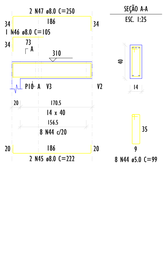

V9 (14 x 40)
ESC. 1:50

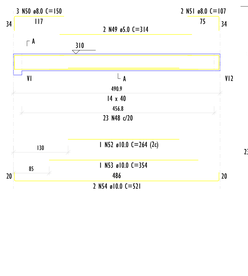

V10 (14 x 40)
ESC. 1:50

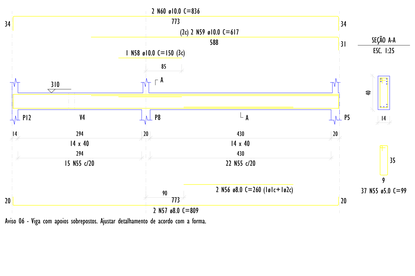

Avisos 06 - Viga com apoios sobrepostos. Ajustar detalhamento de acordo com a forma.

V11 (20 x 40)
ESC. 1:50

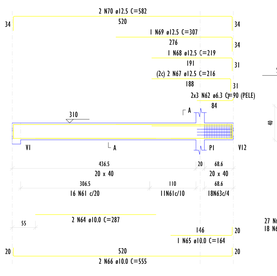

V12 (14 x 40)
ESC. 1:50

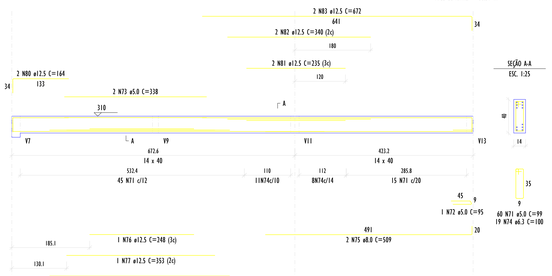

V13 (14 x 40)
ESC. 1:50

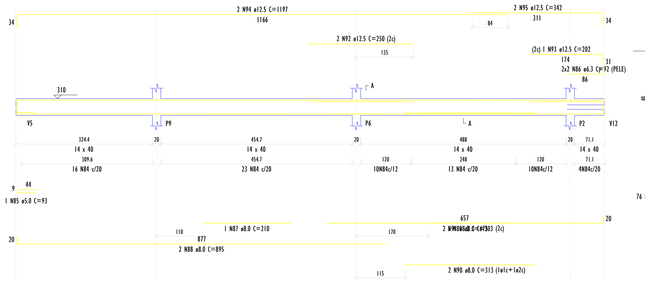

VE1 (14 x 30)
ESC. 1:50

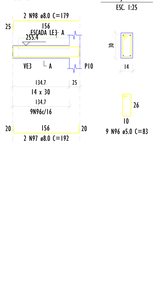

VE2 (14 x 30)
ESC. 1:50



VE3 (14 x 30)
ESC. 1:50



VE4 (14 x 30)
ESC. 1:50



Avisos 06 - Viga com apoios sobrepostos. Ajustar detalhamento de acordo com a forma.

RESUMO DO AÇO							
AÇO	DIAM (mm)	C.TOTAL (m)	QUANT + 10% (Barras)	UNIT	PESO + 10% (kg)
CA50	4.2	130.7	13	12 m	34.8
	8.0	142.1	21	12 m	95.9
	10.0	230.2	21	12 m	155.3
	12.5	240.8	21	12 m	252
CA60	5.0	402.1	34	12 m	93
PESO TOTAL (kg)					
CA50	444.4				
CA60	93				

Volume de concreto (C/30) = 5.24 m³
Área de forma = 66.39 m²

ELEMENTO	AÇO	Ø	COMP	QUANT	C.TOTAL	PESO
V1	CA50	4.2	4.2	4	16.8	4.6
	CA50	8.0	8.0	4	32.0	31.6
	CA50	10.0	10.0	2	20.0	30.8
	CA50	12.5	12.5	2	25.0	48.2